



MEN'S "ILMA" CHUST DOPPI PRODUCTION STUDY

Nargiza Nasimjanovna Nabidjanova

Namangan Institute of Engineering and Technology,
Doctor of Technical Sciences, Professor, nabidjanovanargiza@gmail.com

Maftuna Farhodjon qizi Sharipova

Namangan Institute of Engineering and Technology 15 M-21 group master,
maftunafarxodjonqizi.92@gmail.com

Abstract

This article describes the main results of the analysis of Uzbek national handicrafts, the history and art of doppidoz, as well as statistical data on the role of men's doppi in our society, Internet resources and literature. As a result of scientific and practical research to restore the Uzbek national traditions, customs, values and historical headgear, which is one of the most pressing issues facing us, the cost of materials with the production of the ancient Chust doppi "Ilma", it is possible to save time by reducing the number of sewing processes.

Keywords: Art form and appearance of Chust, Chust doppi in Uzbekistan, Kizzak width 7 cm, Water stitch, chain stitch, ova stitch, double chain in Doppi sewing

Introduction

Chust, Andijan, Tashkent, Samarkand, Bukhara, Boysun, Shakhrisabz doppies are popular in Uzbekistan. Chust doppi is made of dark green silk or satin: in each corner of the top there are four altar-shaped (semicircular) patterns sewn on white (yarn or silk) thread, covered with embroidery. The top of the finished doppia protrudes from the ribs in the form of a jam (the tops of other doppies are semicircular). The flowers of Margilan doppi (relatively thin and long pepper shape), which are in many respects similar in shape to chust doppi, are distinguished by a sardine coating [1, 2].

The exhibition "O'zbegim doppelari" features 211 skullcaps from private collections, as well as works by well-known painters Ibrahim Valikhodjaev, Dilshod Nazarov, Dilshod Eshmatov, Shukhrat Abdumalikov, Alisher Umrzakov and many others [3].



Figure 1. Types of hats at the exhibition "O'zbegim doppelari"



From ancient times, the Uzbek people were in great demand for hats and doppies. Today, the doppia is mostly worn by older men. However, in Chust district of Namangan region, it is difficult to meet older men who do not wear a doppia. That's why women in every house in Chust sew doppia. Chust doppies are estimated at 50,000 to 300,000, depending on the type (flower and pattern). Hundreds of varieties such as "Iraqi", "pepper", "Russian", "Tajik", "Andijan", "Margilan", "wedding boy", "groom do1ppi" are prepared and delivered to domestic markets in Chust [4].

The artistic form and appearance of Chust doppia is widespread in all regions of Uzbekistan. It has a four-sided shape and the corners are round. Its main feature is that on a black background a thick pattern of "pepper" or "almond" sewn with white threads is placed in all four sections of the doppia, and the sides of the doppia are embroidered with a series of "arches". Due to its classic finish, the chust doppia is a perfect combination with modern clothes [5].

Table 1 The following measurements are recommended when cutting lashes for doppia flowers

Nº	Doppia size	Kizzak length cm.	Teppa diameter cm, (excluding seam allowance)
1.	54	55	20,5
2.	55	56	20,9
3.	56	57	21,3
4.	57	58	21,7
5.	58	59	21,1
6.	59	60	22,5
7.	60	61	22,9

Materials, papers, noodles have their own size. Taking into account these dimensions, it is possible to sew a copy of the doppia flower (Table 2).

Table 2

Nº	Material name	An intricate pattern for the doppia flower	For a simplified copy of the doppia flower	For a sophisticated simplified version of the doppia flower
1.	Lapsha	Nº1-1,5	Nº3	Nº2
2.	Qog'oz	Nº1-1,5	Nº3	Nº2
3.	Leska	Nº2-3	Nº4-5-6	Nº4

Statistical and Internet data, as well as scientific research based on the analysis of the literature revealed that currently more than a hundred types of men's skullcaps are produced in Chust district of Namangan region. However, despite the growing demand for Ilma's Chust doppia, there is almost no information about its production.

In order to restore our national traditions and values, we also set a goal to produce a copy of the Chust doppia "Ilma", which is one of the most pressing issues today.



The advantage of the Chust doppi in the "Ilma" version is that it saves time in the sewing process by not using leska and nopsha at all.

To make a doppi flower, sew, las, tagmon, silk, angishvona, needle, zonahalak, scissors, paper, lining, step thread for kizzak, step thread for kizzak, kizzak tilekash, top piltakash, pilita paper, lint, cardboard, yarn, thread, sewing thread №10 (black), yarn shop (with a comb and a chopstick), glue, tile (for melting glue), glue You will need a brush, a board, water vapor (for decoration).

The pattern is usually used to cut the tops of the skullcaps and the skirts. Draw a circle on cardboard or stiff paper with a pargor. The diameter of the circles is 20.5 cm. 10 cm from the center of the circle, 3mm. then the circle is divided into four equal lines by a straight line. These lines are connected by a straight line from the edge of the circle to form a square, and the edge is cut off. The las is cut using the resulting template. The flower is printed in a lacquered mold.

Kizzak is cut in the form of a ribbon 7 cm wide and 55 cm long. The kizzak lasi is cut in half and the flower is printed using a stamp.




Figure 1 - The upper part of the doppia with a diameter of 20.5 cm. A ribbon cut in the form of a ribbon 7 cm wide and 55 cm long

Types of doppi sewing: water stitch, chain stitch, hunting stitch, double chain, smoker, kungara stitch, swamp, stitch, pea stitch, comb, zirova, mush pocha stitch, leaf, kalandar, vinegar stitch, bent stitch widely used.

A copy of "Ilma" is given in the circle of Chust doppi and the method of filling the inside of the curl (pepper) (Fig. 3).




Figure 3. Copy of "Ilma" Chust doppi:



a. doirasi; b. curly There are 5 types of stitches used in the processing of Kizzak large flowers: double chain stitch, ova stitch, water stitch, comb stitch and ivory (Figure 4).




Figure 4. Copy of "Ilma" Processing of a large flower of Chust doppi

Water suture is a suture that limits the flowers of the dope and is finely threaded with a needle like a machine suture 0.3-0.4 mm. sewn in width. A water shock injuring the right side results in a chain shock. Such stitches are widely used in "Ilma" doppia flowers.

You can sew a comb stitch in three minutes into a large flower. The double chain stitch is sewn in four minutes. Four layers of paper are placed under the double chain. You can also sew with thread or paper under the seam allowance.

The seam is thick and smooth when sewn with paper under the comb. A set of 3 silk threads is used to pick the cocoon. We separate one of them and then weave an elephant with this silk (you can sew 8 cocoons in 5 minutes).

Kizzak's last operation is to sew decorative stitches on small and large flowers. A chain stitch is sewn on a large flower and a copper stitch is sewn on a small flower (30 chains can be sewn in 5 minutes).



Figure 5. Copy "Ilma" Chust doppia in a ready state: a. ancient; b. current copy

In short, in order to restore our Uzbek national traditions, customs and values, which is one of the most pressing issues facing us, a modern, affordable and low-cost sewing technology has been developed for



the Ilma version of the Chust doppi. At present, a new design of Chust doppi "Ilma" has been created, and scientific and practical research is underway to study the needs of the people for it.

References

1. <https://meros.uz/uzc/object/doppi>. Source: National Encyclopedia of Uzbekistan
2. <https://ms-my.facebook.com/uzarxiv/posts>
3. <https://sputniknews-uz.com>
4. <https://www.youtube.com/watch>
5. <http://www.hozir.org/zbekiston-badiij-akademiyasi-kamoliddin-behzod-nomi-millij-v2>.